

Multi-function OTG

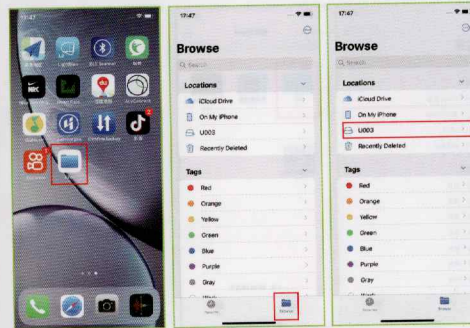
User Manual

INSTRUCTION MANUAL

## PRODUCT DESCRIPTION

### [ How to check whether the USB flash drive is recognized ]

Find "File" on the device desktop, click "Browse" in the lower right corner after entering the interface, and you can see the flash drive under "My iPhone".



1. Find the "File" icon in the picture
2. Click "Browse" in the lower right corner
3. Select "U003" to enter

Note: The name of each flash drive is different

01

## PRODUCT DESCRIPTION

### [ Transfer pictures and videos to flash drive ]

Go to Phone Photos, select the image/video you want to export, click the arrow icon "⏏" in the lower left corner, select Save to Files and to save to Disk.



1. Go to Phone Photos and select the photos/videos you want to import
2. Click the "arrow" icon in the lower left corner
3. Select Save to "File"
4. Save

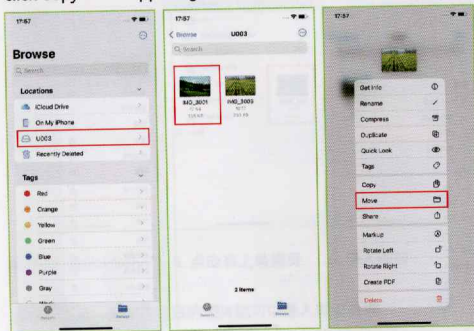
After the operation is completed, the photos in the iPhone can be stored to the external flash drive

02

## PRODUCT DESCRIPTION

### [ Import the files from the flash disk into the device ]

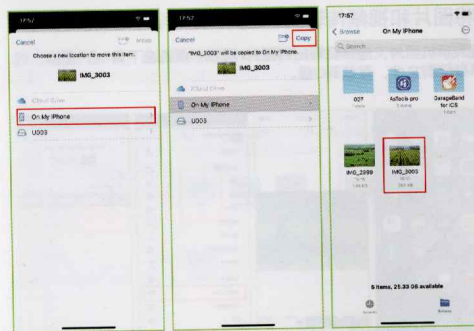
Enter the flash disk, long press the file to be imported, and then select "Move" after the interface pops up, select on My iPhone, click Copy in the upper right corner.



1. Enter the browse page and enter "U003"
2. Long press the file
3. After the interface pops up, select "Move"

03

## PRODUCT DESCRIPTION



4. Select "on My iPhone"
5. Click Copy in the upper right corner
6. Import succeed

Once the operation is completed, the photos from the external flash drive can be imported into the device

04

## PRODUCT DESCRIPTION

### [ Export device files to flash drive ]

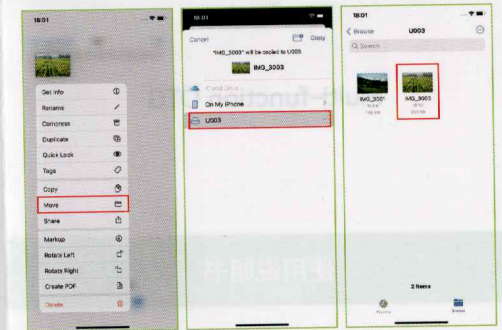
Go to My iPhone, select the document you want to export and then select Save to File, save to Flash drive.



1. Browse the page and enter "My iPhone"
2. Select the file to export

05

## PRODUCT DESCRIPTION



3. Long press the file you want to export and interface will pop up
4. Select "Copy" to flash drive and save to flash drive
5. Export is succeed

### [ How to use Android Micro/Type-C mobile phone ]

The Android phone needs to have OTG function to use, plug and play.  
If you want to know how to use OTG on your mobile phone, you can search for it by Google or Baidu for the corresponding phone model. (Different mobile phones use different ways)

06